

# MAINTENANCE PRECAUTIONS

## 保養方法



3. Do not allow water to contact electrical part such as motor.  
馬達等電氣部件絕對不能被水接觸。



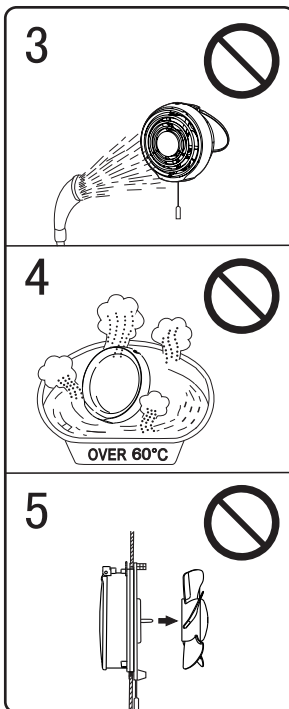
4. Do not immerse resin parts in hot water over 60°C.  
塑膠部件不能用高於60°C的熱水浸洗。



5. Do not take out the blade for cleaning.  
請不要拆除扇葉進行清潔。



6. Wear plastic gloves during cleaning to avoid accidents.  
為避免意外發生,清潔時請戴上膠手套。



# SPECIFICATIONS

## 規格

| Model<br>型號                  | Voltage<br>電壓<br>[V] | Frequency<br>頻率<br>[Hz] | Power<br>consumption<br>耗電量<br>[W] | Air<br>delivery<br>排氣量<br>[m³/min] | Power<br>factor<br>功率因數<br>[%] | Noise<br>噪音<br>[dB] | Weight<br>重量<br>[kg] |
|------------------------------|----------------------|-------------------------|------------------------------------|------------------------------------|--------------------------------|---------------------|----------------------|
| FV-15WUL1 07<br>FV-15WUL1 08 | 220                  | 50                      | 7.7                                | 3.2                                | 95                             | 36                  | 1.0                  |
| FV-20WUL1 07<br>FV-20WUL1 08 | 220                  | 50                      | 16                                 | 5.7                                | 99                             | 39                  | 1.3                  |

\*Air direction: Exhaust  
IP code: IPX4(outside)  
Insulation class E

\*氣流方向: 排氣  
IP號碼: IPX4 (戶外部分)  
E級絕緣

**Panasonic Corporation**

Web Site: <http://www.panasonic.com>  
© Panasonic Corporation 2006-2017

P0306-6117 15WUL1461F07

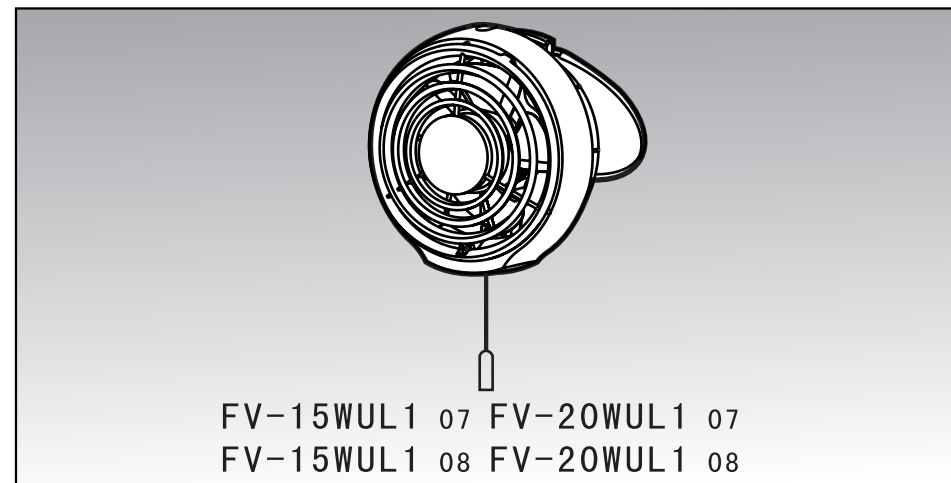
# Panasonic®

Ventilating Fan

換氣扇

Operating Instructions

操作說明書



Thank you very much for choosing Panasonic ventilation fan.

Please read the instructions carefully before attempting to install, operate or service the ventilation fan.

Failure to comply with instructions could result in personal injury and / or property damage. Please retain this booklet for future reference.

感謝您選用 Panasonic 換氣扇。

安裝使用和維護本換氣扇前,請仔細閱讀本使用說明書。

不遵照此說明書進行操作有可能導致人員受傷和/或財產損失。

請妥善保管好此說明書以備日後參考。

Disconnect power supply before maintenance.

維護保養前先斷電。

If the supply cord is damaged, it must be replaced by the manufacturer, its service agent or similarly qualified persons in order to avoid a hazard.

如果電源軟線損壞,為避免危險,必須由製造廠,其維修部或類似的專業人員來更換。

This product is not intended for use by persons (including children) with reduced physical, sensory or mental capabilities, or lack of experience and knowledge, unless they have been given supervision or instruction concerning use of the product by a person responsible for the safety. Children should be supervised to ensure that they do not play with the product.

本產品不適合有殘疾、智障或精神障礙的人士,或缺乏經驗常識者(包括兒童)維護使用,除非在監護人的看護或指導下使用,兒童應該有人進行看護,以防將產品當做玩具。

# SAFETY INSTRUCTIONS

## 安全指引

Please Observe strictly  
請嚴格遵守

The following explanations must always be observed in order to prevent harm to users or other people and prevent damage to property.

爲了防止危害或損傷到使用人和其他人的人身與財產，就安全方面需務必遵守的事項作如下說明。

- The following displays are classified and explained to what extent harm or damage occurs when the display details are ignored and the unit in question is wrongly used.
- 對無視此表示的內容，錯誤使用時，會引起的危害或損傷的程度，用下列符號進行分類說明。



警告

This indication means: Must be treated seriously that this may result in death or serious injury.

此標記表示：有可能導致死亡或嚴重傷害，必須認真對待。

- The types of details to be observed are classified and explained in the following illustrated display. (Below are the series of illustrated displays)
- 對希望遵守的內容，用下列符號分類說明。



This type of pictorial symbol indicates a "Prohibited" action that must be avoided.

這樣的符號，指的是“禁止”做的內容。



This type of pictorial symbol indicates a "Compulsory" action that must be performed.

這樣的符號，指的是必須“強製”實行的內容。



WARNING 警告

- Must not disassemble the unit for reconstruction.

- 禁止拆開本產品進行改造。



It may cause fire or electric shock  
容易導致火災、觸電



Repairing should be serviced by authorized service centre.  
修理時必須到指定的維修店進行修理



The fan should be installed by a qualified person.  
換氣扇必須由有專業資格的人員進行安裝。



When the product is no longer to be used, it must not be left in the place but removed, to prevent it from possible falling.  
使用結束後，為防止在萬一的情況下掉落，不得放置不管，應予以拆除。



It may cause electric shock  
可能會觸電



- Use this fan at the rated voltage and frequency indicated on the name plate.
- 按照銘牌標定的額定電壓及頻率使用本產品。

220V~  
50Hz



# OPERATION

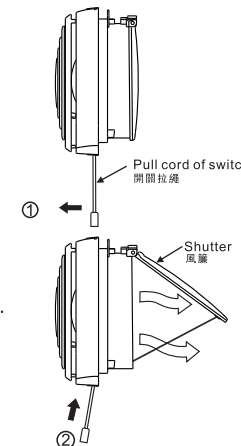
## 操作方法

### Turn on the fan

#### 開啓

- ① Pull the pull cord of switch outward to release the knot from fan.  
向外拉開關拉繩，使繩結脫離卡口位。

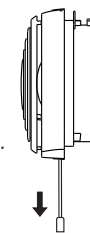
- ② Release the pull cord of switch slowly to open the shutter, power supply will be connected and the fan will operate at the meantime.  
緩慢釋放拉繩，使風簾打開，此時電源接通換氣扇運轉。



### Turn off the fan

#### 關閉

Pull the pull cord of switch downward to lock the knot at the fan, the power supply will be disconnected and the fan will stop at the meantime.  
向下拉開關拉繩，使繩結置於卡口位，此時電源切斷，換氣扇停止運轉。



# MAINTENANCE PRECAUTIONS

## 保養方法



1. Disconnect the power supply until blade is completely stopped before clean and maintenance.  
在清洗保養前請確保斷開電源且扇葉停止轉動。



2. Never use petrol, benzene, thinner or any other such chemicals for cleaning the ventilating fan.  
千萬不要用汽油、苯、溶劑或任何類似的化學物清洗本換氣扇。

